

Scaled data based on original data using
LM-79-08 Approved Method: Electrical and Photometric Measurements of Solid-
State Lighting Products

Test Report Prepared for
Cooper Lighting Solutions
(formerly Eaton)

Brand: INVUE

Report Number: P367789

Luminaire Tested: **MSA-SA3B-727-U-5WQ**

Issue Date: 12/2/2019

Test Information

Test Method: LM-79-08
Report Number: P367789
TEST IS SCALED FROM IESNA LM-79-08 TEST DATA (G2-1910-543-4)
Test Lab: INNOVATION CENTER
Issue Date: 12/2/2019
Manufacturer: COOPER LIGHTING SOLUTIONS (FORMERLY EATON)
Product Line: INVUE
Catalog Number: MSA-SA3B-727-U-5WQ
Description: MESA POST TOP DECORATIVE LUMINAIRE. (3) LIGHTSQUARES WITH 16 LEDS EACH AND TYPE V WIDE OPTICS.
Light Source: -
Ballast/Driver: ELECTRONIC DRIVER

Summary

Lumens per Lamp: N/A
Luminaire Lumens: 13188 lumens
Efficiency: N/A
Efficacy: 104.7 lumens/watt
Luminous Opening: Rectangular (W 1' x L: 1' x H: 0')
IES Classification: Type V - Short
BUG Rating: B4 - U0 - G2

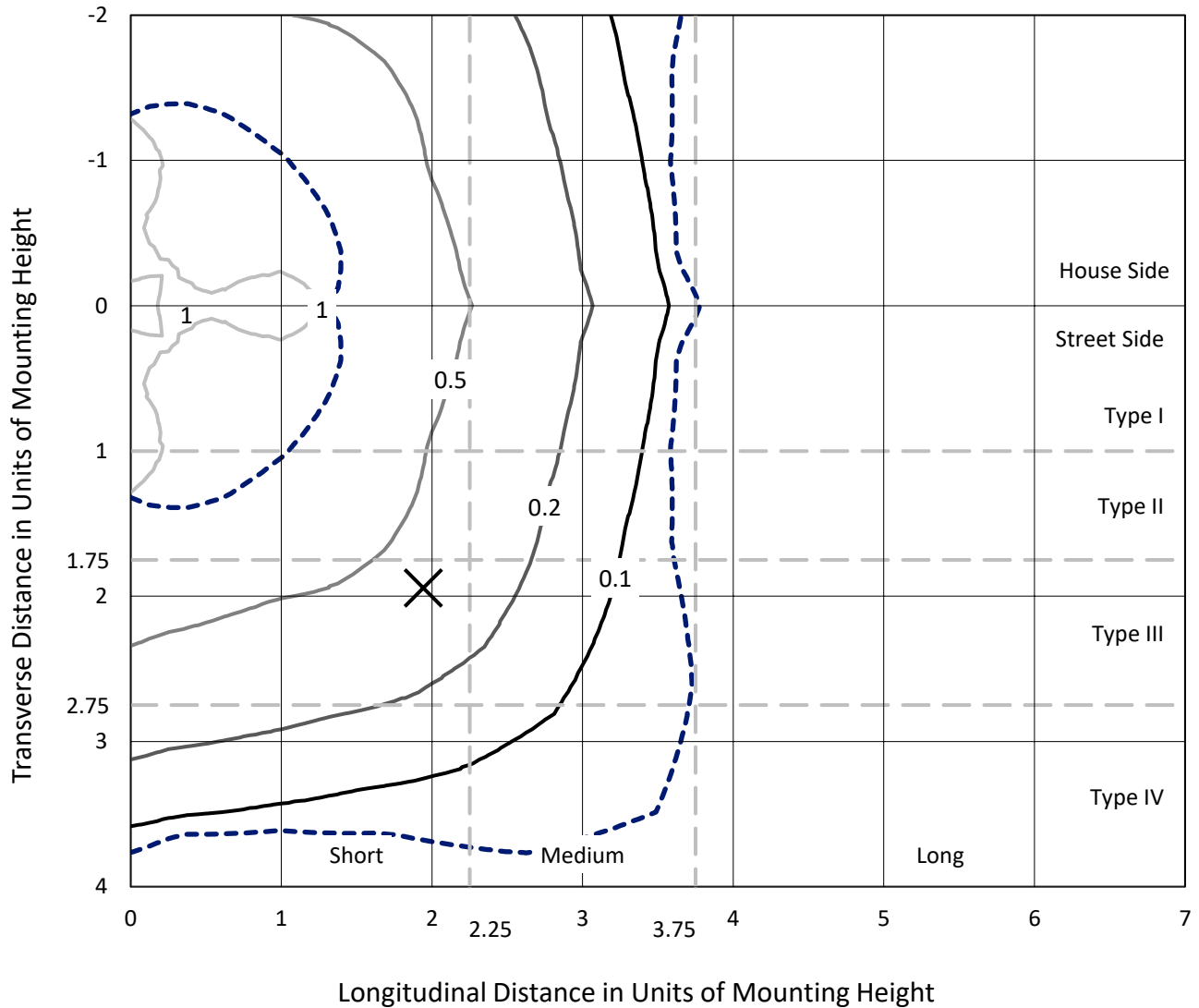
Input Watts (W): 126
Input Voltage (V): NR
Input Current (Ain): NR
Voltage Rise (V): NR
Power Factor: NR
Total Harmonic Distortion (THDi): NR
Frequency (hertz): 60
Stabilization Time: NR
Operation Time: NR
Ambient Temperature (°C): NR
Test Distance: 28.75 FT



REPORT NUMBER: P367789
 CATALOG NUMBER: MSA-SA3B-727-U-5WQ

Iso-Footcandle Lines of Horizontal Illumination

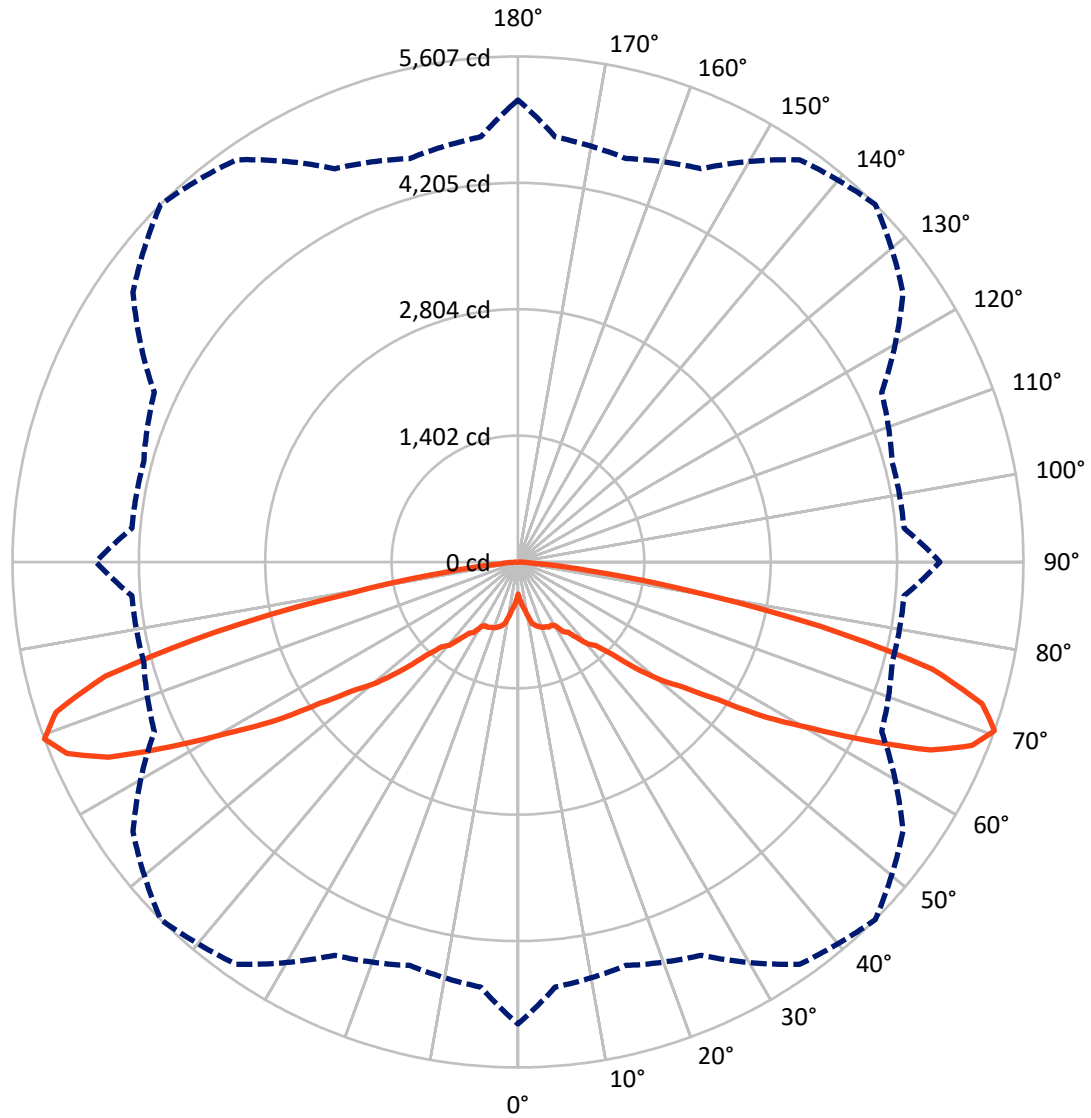
✕ Max cd
 - - - 1/2 Max cd



Based on 25 foot mounting height. Maximum calculated value = 1.1 fc
 Type V - Short - N/A

REPORT NUMBER: P367789
CATALOG NUMBER: MSA-SA3B-727-U-5WQ

Luminous Intensity Polar Plot



— Vertical Plane Through 45-Deg Lateral - - - Horizontal Cone Through 70-Deg Vertical

REPORT NUMBER: P367789
 CATALOG NUMBER: MSA-SA3B-727-U-5WQ

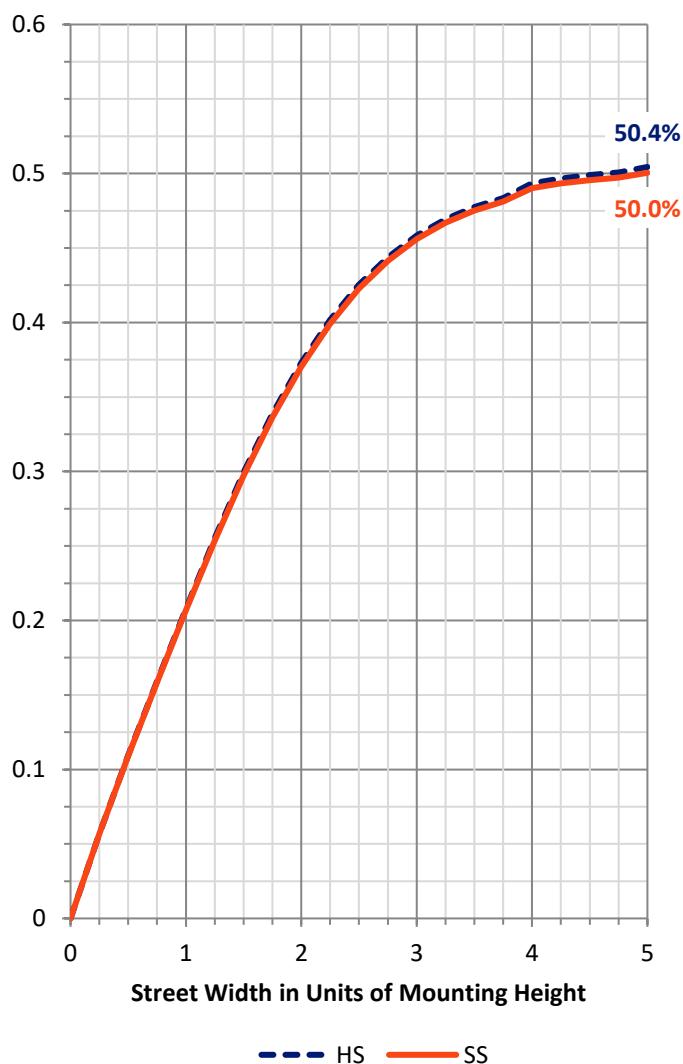
FLUX DISTRIBUTION:

		Downward	Upward	Total
House Side	Lumens	6594.0	0.0	6594.0
	% Fixture	50.0	0.0	50.0
Street Side	Lumens	6594.0	0.0	6594.0
	% Fixture	50.0	0.0	50.0
Total	Lumens	13188.0	0.0	13188.0
	% Fixture	100.0	0.0	100.0

ZONAL LUMENS:

Zone	Lumens	% Fixture
0°-10°	51.9	0.4
10°-20°	207.6	1.6
20°-30°	392.5	3.0
30°-40°	683.6	5.2
40°-50°	1306.9	9.9
50°-60°	2534.2	19.2
60°-70°	4437.6	33.6
70°-80°	3335.1	25.3
80°-90°	238.6	1.8
90°-100°	0.0	0.0
100°-110°	0.0	0.0
110°-120°	0.0	0.0
120°-130°	0.0	0.0
130°-140°	0.0	0.0
140°-150°	0.0	0.0
150°-160°	0.0	0.0
160°-170°	0.0	0.0
170°-180°	0.0	0.0
0°-90°	13188.0	100.0
0°-180°	13188.0	100.0

Coefficient of Utilization



REPORT NUMBER: P367789

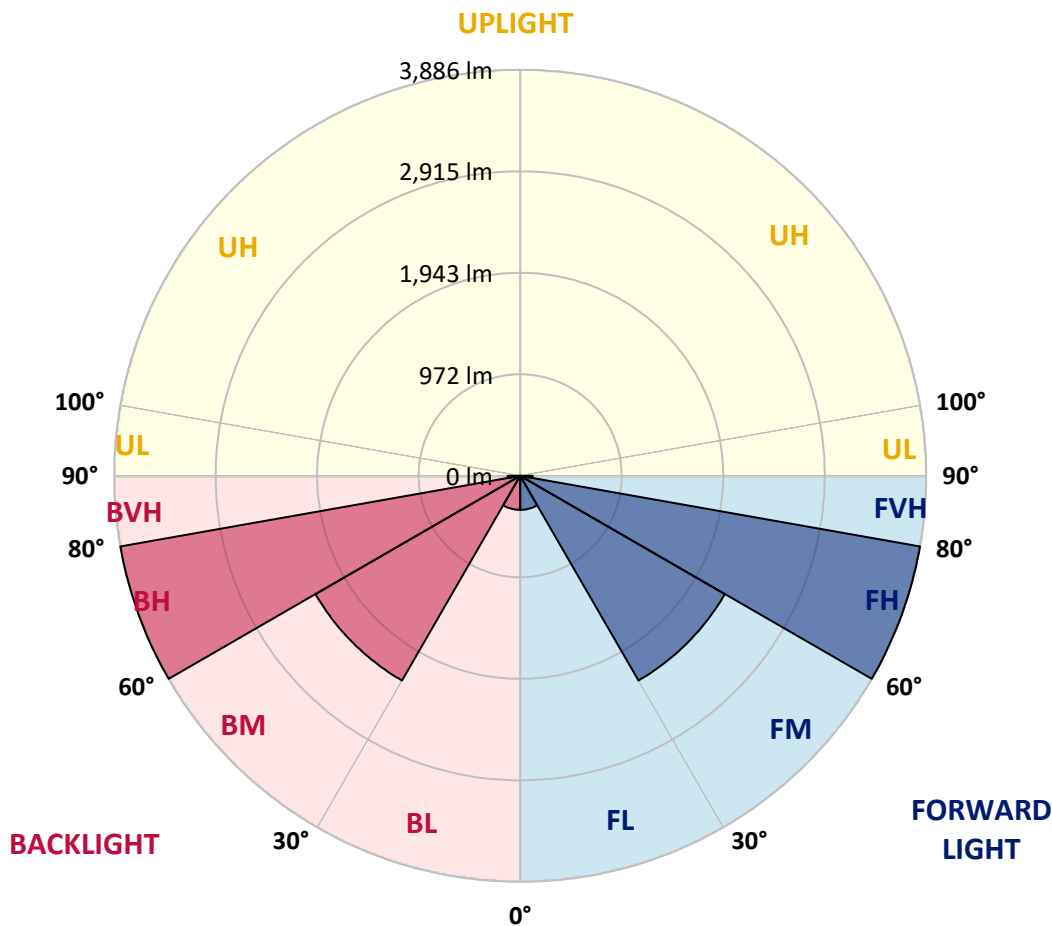
CATALOG NUMBER: MSA-SA3B-727-U-5WQ

LUMINAIRE CLASSIFICATION SYSTEM LUMEN TABLE AND BUG RATING:

Zone	Lumens	% Fixture	Zone Rating/Lumen Limit		
			B	U	G
FL (0°-30°)	326.0	2.5			
FM (30°-60°)	2262.4	17.2			
FH (60°-80°)	3886.3	29.5			G2/5000
FVH (80°-90°)	119.3	0.9			G2/225
BL (0°-30°)	326.0	2.5	B1/500		
BM (30°-60°)	2262.4	17.2	B2/2500		
BH (60°-80°)	3886.3	29.5	B4/5000		G2/5000
BVH (80°-90°)	119.3	0.9			G2/225
UL (90°-100°)	0.0	0.0		U0/0	
UH (100°-180°)	0.0	0.0		U0/0	

BUG Rating: B4-U0-G2

Type V Short





REPORT NUMBER: P367789
 CATALOG NUMBER: MSA-SA3B-727-U-5WQ

CANDELA DISTRIBUTION (FULL):

	0°	5°	15°	25°	35°	45°	55°	65°	75°	85°	90°
0°	356.6	356.6	356.6	356.6	356.6	356.6	356.6	356.6	356.6	356.6	356.6
2.5°	433.8	427.2	406.2	407.2	417.0	418.0	419.0	406.2	403.2	429.2	430.8
5°	551.0	535.7	520.3	514.2	505.0	479.4	507.5	510.6	516.7	536.7	545.9
7.5°	629.3	610.4	589.4	576.6	551.5	530.5	553.6	572.5	584.8	607.3	620.1
10°	644.1	632.9	631.8	609.3	604.7	612.4	610.9	611.4	629.8	630.3	638.0
12.5°	690.7	698.9	683.0	675.3	679.9	698.9	683.5	676.9	681.5	702.4	693.7
15°	751.6	761.3	737.2	725.0	712.7	730.6	714.7	726.5	741.3	756.7	749.0
17.5°	819.1	819.6	786.9	741.3	752.1	754.6	749.0	739.3	781.7	818.6	815.0
20°	855.9	855.4	799.1	737.2	769.0	774.6	769.5	736.2	800.2	850.8	849.3
22.5°	893.8	882.5	815.0	764.9	776.6	781.2	769.5	766.4	815.0	885.6	885.1
25°	914.3	924.0	849.8	818.6	808.9	798.1	808.3	813.5	860.0	929.1	909.1
27.5°	978.2	962.3	860.0	857.0	836.5	794.0	829.3	854.4	857.0	968.5	988.9
30°	1036.0	1042.2	906.1	910.7	873.3	819.6	874.3	914.3	921.9	1043.2	1041.1
32.5°	1097.4	1100.0	987.9	940.3	924.5	922.4	901.5	936.3	996.6	1093.8	1097.9
35°	1190.5	1211.5	1061.1	997.1	977.2	956.7	975.1	1006.3	1062.6	1208.4	1198.2
37.5°	1403.9	1370.6	1220.2	1087.7	1074.4	1066.2	1081.0	1103.5	1218.7	1374.2	1421.8
40°	1552.7	1536.9	1332.2	1237.6	1153.7	1197.7	1162.9	1249.9	1345.0	1537.9	1568.6
42.5°	1783.5	1712.9	1502.6	1385.4	1298.5	1267.3	1286.7	1400.3	1521.5	1736.4	1796.8
45°	2005.0	1896.0	1715.9	1612.6	1480.6	1447.9	1474.0	1607.5	1747.7	1917.5	2023.9
47.5°	2231.1	2118.6	1920.6	1771.2	1663.3	1761.0	1675.5	1802.4	1942.1	2139.6	2234.2
50°	2466.0	2341.1	2145.7	1983.0	1973.8	2060.3	1957.9	2022.9	2152.4	2357.0	2468.5
52.5°	2735.6	2601.0	2405.6	2295.6	2317.1	2311.5	2291.0	2279.2	2406.6	2607.7	2740.2
55°	3056.4	2911.1	2755.0	2704.4	2763.7	2699.8	2730.0	2725.9	2744.3	2888.1	3043.1
57.5°	3444.2	3279.9	3123.4	3112.1	3188.4	3248.7	3195.0	3117.8	3085.5	3225.2	3402.7
60°	3932.8	3731.2	3559.3	3524.0	3741.4	3740.9	3692.3	3519.4	3507.1	3665.2	3879.0
62.5°	4472.5	4226.9	4039.2	3982.9	4323.6	4362.0	4210.6	3900.5	3964.0	4091.4	4345.1
65°	4930.9	4635.7	4460.7	4445.4	4861.9	5031.2	4696.6	4272.5	4292.9	4398.8	4673.6
67.5°	5229.7	4874.1	4735.0	4809.2	5326.9	5432.8	5121.8	4521.1	4448.5	4492.5	4820.9
70°	5124.8	4734.0	4633.7	4813.8	5447.1	5607.3	5213.3	4451.5	4297.0	4299.1	4680.7
72.5°	4330.3	3958.3	4005.9	4336.4	5162.7	5387.3	4789.7	4020.8	3704.6	3696.9	4043.3
75°	2863.5	2614.9	2802.6	3317.8	4291.9	4751.3	3968.6	3151.5	2755.0	2626.1	2893.7
77.5°	1252.4	1220.7	1378.8	1961.0	2925.9	3424.2	2843.0	2058.7	1498.5	1246.3	1361.4
80°	335.6	328.5	412.4	743.9	1424.3	1885.8	1538.4	821.1	428.7	312.1	331.0
82.5°	122.3	125.3	153.0	208.2	469.1	794.0	511.1	239.9	162.2	133.0	133.0
85°	53.2	51.7	74.2	83.4	127.9	179.6	146.8	101.8	81.9	61.4	58.8
87.5°	14.3	17.9	25.1	26.1	33.3	27.1	38.9	35.8	30.7	21.5	17.4
90°	0.0	0.0	0.0	0.0	0.0	0.0	0.0	0.0	0.0	0.0	0.0

(END OF REPORT)